

The Next Bitcoin Halving

*Evaluating a Potential
Repricing*

The Next Bitcoin Halving

Evaluating a Potential Repricing

The Takeaway

For investors with a multi-year investment horizon and a high-risk tolerance, the confluence of discounted prices, improving network fundamentals, strong relative investment activity and the upcoming halving may offer an attractive entry point into Bitcoin. This is especially relevant for larger investors building core strategic positions in Bitcoin over time.

A Brief Introduction to the Bitcoin Halving

The countdown is on.¹ As recently discussed in our February webinar on *The State of Digital Currencies*, Bitcoin's "block-reward halving" is just a little more than a year away, expected to take place on May 24, 2020. At that time, the block reward for miners on the Bitcoin network will decrease from 12.5 to 6.25 bitcoins, the third such "halving" event in the network's history. As of March 15, 2019, 17.6 million bitcoins have been created, representing approximately 84% of the total supply.

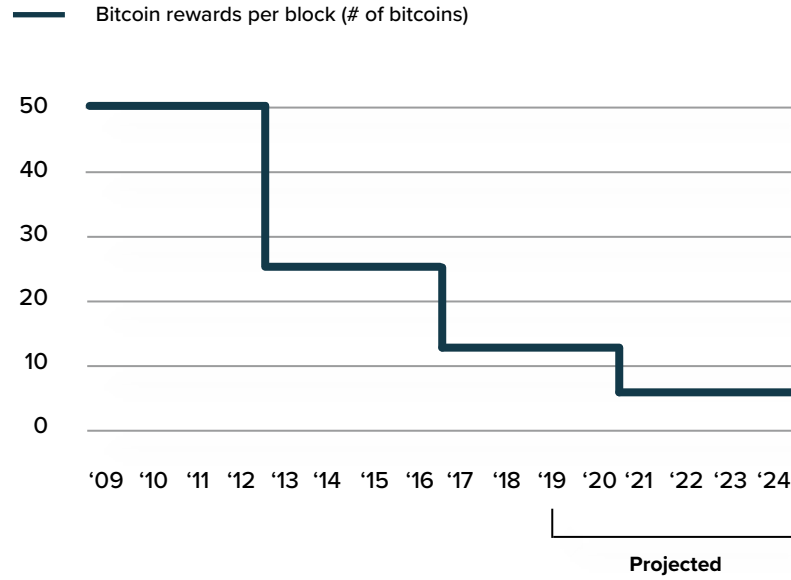
The significance of the Bitcoin halving is multifaceted and rooted in economic theory. As a refresher, miners contribute computational capacity to the Bitcoin network to validate transactions and record them on the blockchain – a decentralized global transaction ledger. For every block of transactions that a miner adds, they receive newly issued (or "mined") bitcoins. The reward for a miner gets reduced by 50% every 210,000 blocks, which occurs roughly every four years.

1. Source: Bitcoin Block Reward Halving Countdown. <https://www.bitcoinblockhalf.com/>.



FIGURE 1: **BITCOIN'S CONTROLLED SUPPLY**²

The amount of bitcoins added to the network in each block of transactions is cut in half every 210,000 blocks (roughly every four years)



The block reward halving is an explicit and calculated design element of Bitcoin, programmed into the protocol since inception. As a core characteristic of Bitcoin's economic model, the halving:

1. Ensures the transparent and fair distribution of bitcoins through open competition over time.
2. Incentivizes miners to validate transactions, bolstering the computational capacity that secures Bitcoin's distributed financial network.
3. Preserves the economic principle of scarcity for the network's exclusively native currency (*i.e.*, bitcoin), which together with a peer-to-peer financial network reinforces investability.

² Source: American Banker. For the Curious But Perplexed, the Bitcoin 'Halving' Explained. Tanaya Macheel, July 8, 2016.

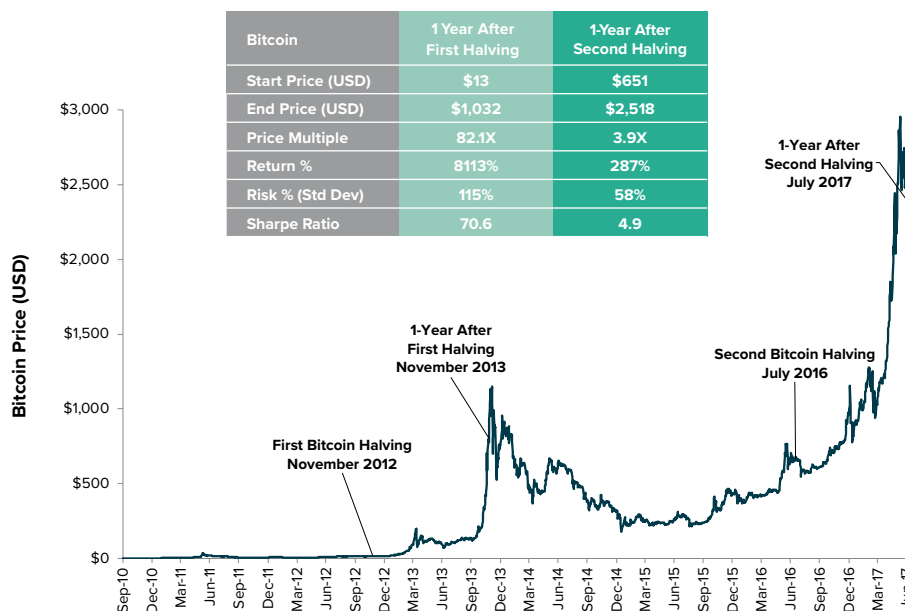


Is the Halving Priced In?

The halving is close enough that it's time to start talking about it more seriously, but far enough out in the future that it's unclear whether it's priced into the market efficiently. In fact, based on anecdotal conversations with market participants, we were surprised to learn that many of them were not even aware of this event. Moreover, according to Unchained Capital, less than 32% of the bitcoins in circulation have remained in the same wallet addresses since July 2016.³ This is consistent with our own determination that a large number of existing bitcoin holders are investors who have entered the market in the last three years. For many of them, this is uncharted territory and could very well be their first halving event.

While some investors in the digital asset ecosystem appear to have a short-term bias, strategies with a multi-year investment horizon and the discipline to hold strategic positions in Bitcoin through these events have historically generated outsized returns. For example, in the one-year periods following the first and second halvings, bitcoin's price rose by roughly 81x and 3x, respectively.

FIGURE 2: HISTORICAL BITCOIN HALVING PERFORMANCE (USD)⁴



3. Source: Bitcoin Data Science (Pt. 1): HODL Waves. Dhruv Bansal, April 17, 2018. <https://blog.unchained-capital.com/bitcoindata-science-pt-1-hodl-waves-7f3501d53f63>. As of March 15, 2019.

4. Source: Blockchain.info. PAST PERFORMANCE IS NOT INDICATIVE OF FUTURE RETURNS.



Following the upcoming halving, the number of new bitcoins entering circulation⁵ each day will change as follows:

- **Daily Minted Bitcoins (As of March 15, 2019):** 144 blocks per day * 12.5 bitcoins per block = 1,800 bitcoins per day
- **Daily Minted Bitcoins (After 3rd Halving):** 144 blocks per day * 6.25 bitcoins per block = 900 bitcoins per day

Based on the March 15, 2019 bitcoin closing price⁶ of \$3,876, this means that the reduction in daily dollar-denominated bitcoin issuance would be:

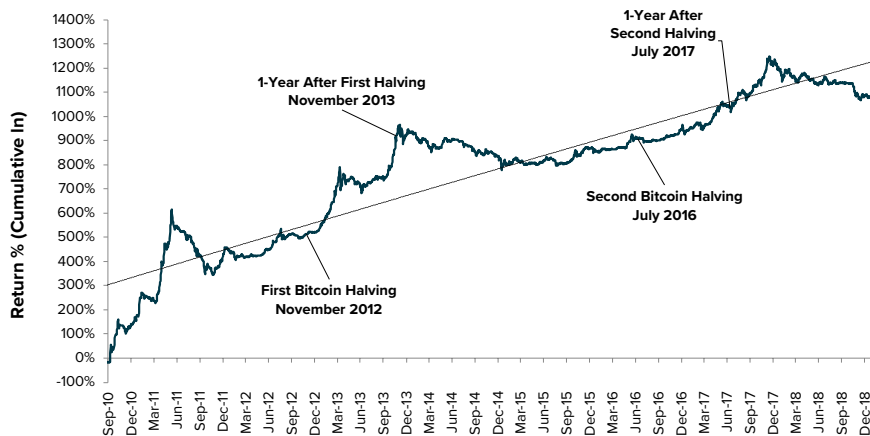
- **Daily Minted Bitcoins in USD (As of March 15, 2019):** \$7M per day
- **Daily Minted Bitcoins in USD (After 3rd Halving):** \$3.5M per day

For a scarce asset such as bitcoin, any constraint on supply will have important implications for its price. However, what is equally, if not more interesting is the number of similarities between the Bitcoin backdrop today and that of the twelve-to-eighteen-month periods preceding the previous halvings. Let's briefly explore some of these similarities which may have contributed to such extreme movements in bitcoin's price.

Price Action

Today, we find ourselves in the middle of an ~80% drawdown in bitcoin's price, similar to what we experienced in the periods leading up to the November 2012 halving (e.g., >90% decline) and the July 2016 halving (e.g., >80% decline). The latest selloff appears to be driven by cyclical macro forces and changes in investors' appetite for risk, rather than network fundamentals, which we'll briefly touch on in the next section.

FIGURE 3: HISTORICAL BITCOIN HALVING PERFORMANCE % (CUMULATIVE LN)⁷



5. Source: Blockchain.info.

6. Source: TradeBlock, Inc. The term "VWAP" is an acronym for a volume-weighted average price.

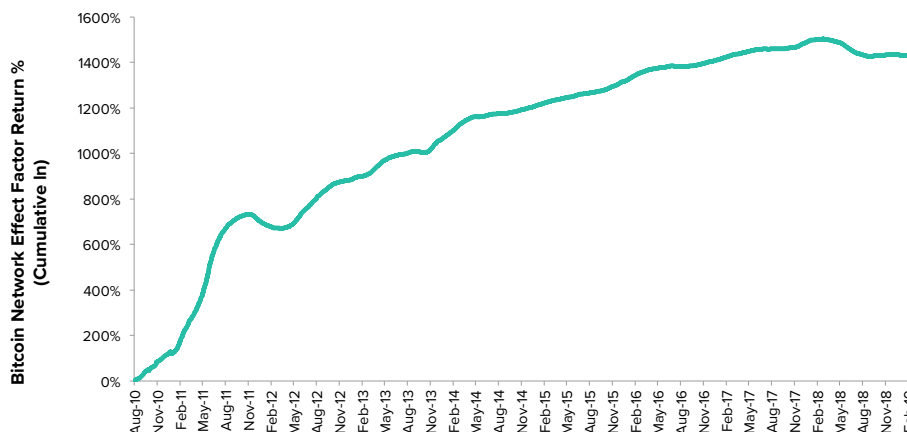
7. Source: Blockchain.info. PAST PERFORMANCE IS NOT INDICATIVE OF FUTURE RETURNS.



Network Fundamentals

We have developed a proprietary factor model to measure the Bitcoin network's health based on various activity metrics. As you can see in Figure 4, improving fundamentals have generally been the trend, though temporary declines are typical. After taking a brief dip in the first half of 2018, Bitcoin network activity has stabilized and is starting to show modest increases over the last few months. Notably in the twelve-to-eighteen-month periods preceding the past two Bitcoin halvings, a similar decline and subsequent rise occurred.

FIGURE 4: BITCOIN NETWORK ACTIVITY FACTOR RETURN % (CUMULATIVE LN)⁸



Investment Activity

There are also similarities between the investment activity leading up to the July 2016 halving and what we're experiencing today. Figure 5 shows the trailing twelve-month dollar inflows to the Grayscale family of investment products as a percentage of our total assets under management ("AUM") through December 2018. For context, this metric may serve as a proxy for broad-based investment activity occurring across the digital asset ecosystem, which could have important implications for future price action. Many investors view large capital inflows relative to asset prices as a fundamental sign of perceived value and potential future price momentum.

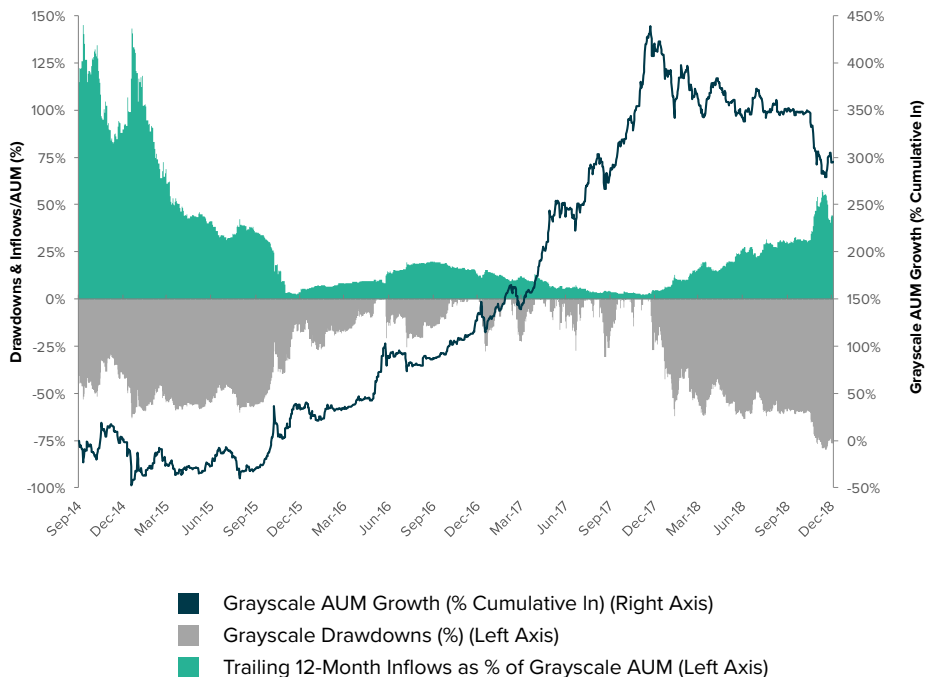
In December, this metric reached its highest level since the second quarter of 2015, the bottom of the last bear market and approximately fourteen months prior to the July 2016 halving.

8. Source: Grayscale. PAST PERFORMANCE IS NOT INDICATIVE OF FUTURE RETURNS.



FIGURE 5: GRAYSCALE TRAILING 12-MONTH INFLOWS AS % OF TOTAL AUM SINCE INCEPTION⁹

Grayscale Investments September 25, 2013 through December 31, 2018	
Index	Grayscale
Max Trailing 12-Month Inflows (% of AUM)	144.9%
Average Trailing 12-Month Inflows (% of AUM)	27.9%
Median Trailing 12-Month Inflows (% of AUM)	16.3%
Current Trailing 12-Month Inflows (% of AUM)	43.6%



Conclusion

Large drawdowns are not unique to digital assets and occur across all asset classes and markets, typically following periods of excessive risk-taking. These “re-pricings” can create compelling investment opportunities and in many cases offer above-average risk-adjusted returns in the years that follow.¹⁰ For investors with a multi-year investment horizon and a high-risk tolerance, the confluence of discounted prices, improving network fundamentals, strong relative investment activity and the upcoming halving may offer an attractive entry point into Bitcoin. This is especially relevant for investors building core strategic positions in Bitcoin over time.

9. Source: Grayscale. PAST PERFORMANCE IS NOT INDICATIVE OF FUTURE RETURNS.

10. Source: Bloomberg. Performance was evaluated between June 30, 1994 and March 15, 2018 for the Nasdaq Composite, MSCI Emerging Markets Small Cap, and S&P GSCI Global Commodity Indexes as this is the earliest available index level history for all three indexes from Bloomberg. We use the Sharpe ratio to measure the risk-adjusted returns of markets. The Sharpe ratio is calculated by taking the annualized return earned on an investment in excess of the risk-free rate (often measured as the return of U.S. T-bills) divided by annualized volatility or total risk. The Sharpe ratio has become one of the most widely used methods for calculating risk-adjusted returns of portfolios. Generally, the greater the value of the Sharpe ratio, the more attractive the risk-adjusted return. Source: Investopedia. PAST PERFORMANCE IS NOT INDICATIVE OF FUTURE RETURNS.



About Grayscale Investments

Grayscale Investments, LLC (“Grayscale”) is the world’s largest digital currency asset manager, with a proven track record and unrivaled experience. We give investors the tools to make informed investing decisions in a burgeoning asset class. As part of Digital Currency Group, Grayscale accesses the world’s biggest network of digital currency intelligence to build better investment products. We have removed the barrier to entry so that institutions and investors can benefit from exposure to digital currencies. Now, forward-thinking investors can embrace a digital future within an institutional grade investment.

Grayscale is headquartered in New York City. For more information on Grayscale, please visit, please visit www.grayscale.co or follow us on Twitter [@GrayscaleInvest](https://twitter.com/GrayscaleInvest).



Important Disclosures & Other Information

©Grayscale Investments, LLC. All content is original and has been researched and produced by Grayscale Investments, LLC (“Grayscale”) unless otherwise stated herein. No part of this content may be reproduced in any form, or referred to in any other publication, without the express consent of Grayscale.

This paper is for informational purposes only and does not constitute an offer to sell or the solicitation of an offer to sell or buy any security in any jurisdiction where such an offer or solicitation would be illegal. There is not enough information contained in this paper to make an investment decision and any information contained herein should not be used as a basis for this purpose. This paper does not constitute a recommendation or take into account the particular investment objectives, financial situations, or needs of investors. Investors are not to construe the contents of this paper as legal, tax or investment advice, and should consult their own advisors concerning an investment in digital assets. The price and value of assets referred to in this research and the income from them may fluctuate. Past performance is not indicative of the future performance of any assets referred to herein. Fluctuations in exchange rates could have adverse effects on the value or price of, or income derived from, certain investments.

Investors should be aware that Grayscale is the sponsor of Grayscale Bitcoin Trust (BTC), Grayscale Bitcoin Cash Trust (BCH), Grayscale Ethereum Trust (ETH), Grayscale Ethereum Classic Trust (ETC), Grayscale Litecoin Trust (LTC), Grayscale Horizen Trust (ZEN), Grayscale Stellar Lumens Trust (XLM), Grayscale XRP Trust (XRP) and Grayscale Zcash Trust (ZEC) (each, a “Trust”) and the manager of Grayscale Digital Large Cap Fund LLC (the “Fund”). The Trusts and the Fund are collectively referred to herein as the “Products”. Any Product currently offering Share creations is referred to herein as an “Offered Product”. Information provided about an Offered Product is not intended to be, nor should it be construed or used as investment, tax or legal advice, and prospective investors should consult their own advisors concerning an investment in such Offered Product. This paper does not constitute an offer to sell or the solicitation of an offer to buy interests in any of the Products. Any offer or solicitation of an investment in a Product may be made only by delivery of such Product’s confidential offering documents (the “Offering Documents”) to qualified accredited investors (as defined under Rule 501(a) of Regulation D of the U.S. Securities Act of 1933, as amended), which contain material information not contained herein and which supersede the information provided herein in its entirety.

The Products are private investment vehicles. Shares of Grayscale Bitcoin Trust (BTC), which are only offered on a periodic basis, are publicly quoted under the symbol: GBTC. The Products are not subject to the same regulatory requirements as exchange traded funds or mutual funds, including the requirement to provide certain periodic and standardized pricing and valuation information to investors. The Products are not registered with the Securities and Exchange Commission (the “SEC”), any state securities laws, or the U.S. Investment Company Act of 1940, as amended. There are substantial risks in investing in one or more Products. Any interests in each Product described herein have not been recommended by any U.S. federal or state, or non-U.S., securities commission or regulatory authority, including the SEC. Furthermore, the foregoing authorities have not confirmed the accuracy or determined the adequacy of this document. Any representation to the contrary is a criminal offense.

Certain of the statements contained herein may be statements of future expectations and other forward-looking statements that are based on Grayscale’s views and assumptions and involve known and unknown risks and uncertainties that could cause actual results, performance or events to differ materially from those expressed or implied in such statements. In addition to statements that are forward-looking by reason of context, the words “may, will, should, could, can, expects, plans, intends, anticipates, believes, estimates, predicts, potential, projected, or continue” and similar expressions identify forward-looking statements. Grayscale assumes no obligation to update any forward-looking statements contained herein and you should not place undue reliance on such statements, which speak only as of the date hereof. Although Grayscale has taken reasonable care to ensure that the information contained herein is accurate, no representation or warranty (including liability towards third parties), expressed or implied, is made by Grayscale as to its accuracy, reliability or completeness. You should not make any investment decisions based on these estimates and forward-looking statements.

[PLEASE REVIEW IMPORTANT DISCLOSURES & OTHER INFORMATION AT THE END OF THIS REPORT.](#)



Note On Hypothetical Simulated Performance Results

HYPOTHETICAL SIMULATED PERFORMANCE RESULTS HAVE CERTAIN INHERENT LIMITATIONS. There is no guarantee that the market conditions during the past period will be present in the future. Rather, it is most likely that the future market conditions will differ significantly from those of this past period, which could have a materially adverse impact on future returns. Unlike an actual performance record, simulated results do not represent actual trading or the costs of managing the portfolio. Also, since the trades have not actually been executed, the results may have under or over compensated for the impact, if any, of certain market factors, such as lack of liquidity. Simulated trading programs in general are also subject to the fact that they are designed with the benefit of hindsight. NO REPRESENTATION IS BEING MADE THAT ANY ACCOUNT WILL OR IS LIKELY TO ACHIEVE PROFITS OR LOSSES SIMILAR TO THOSE SHOWN. PAST PERFORMANCE IS NOT INDICATIVE OF FUTURE RESULTS.

The hypothetical simulated performance results are based on a model that used inputs that are based on assumptions about a variety of conditions and events and provides hypothetical not actual results. As with all mathematical models, results may vary significantly depending upon the value of the inputs given, so that a relatively minor modification of any assumption may have a significant impact on the result. Among other things, the hypothetical simulated performance calculations do not take into account all aspects of the applicable asset's characteristics under certain conditions, including characteristics that can have a significant impact on the results. Further, in evaluating the hypothetical simulated performance results herein, each prospective investor should understand that not all of the hypothetical assumptions used in the model are described herein, and conditions and events that are not accounted for by the model may have a significant adverse effect on the performance of the assets described herein. Prospective investors should consider whether the behavior of these assets should be tested based on different and/or additional assumptions from those included in the information herein.

IN ADDITION TO OTHER DIFFERENCES, PROSPECTIVE INVESTORS IN A PRODUCT SHOULD NOTE THE FOLLOWING POTENTIALLY SIGNIFICANT DIFFERENCES BETWEEN THE ASSUMPTIONS MADE IN THE HYPOTHETICAL SIMULATED PERFORMANCE RESULTS INCLUDED HEREIN AND THE CONDITIONS UNDER WHICH A PRODUCT WILL PERFORM, WHICH COULD CAUSE THE ACTUAL RETURN OF SUCH PRODUCT TO DIFFER CONSIDERABLY FROM RETURNS SET FORTH BY THE HYPOTHETICAL SIMULATED PERFORMANCE, TO BE MATERIALLY LOWER THAN THE RETURNS AND TO RESULT IN LOSSES OF SOME OR ALL OF THE INVESTMENT BY PROSPECTIVE INVESTORS:

FOR EXAMPLE, EACH TRUST WILL HOLD ONLY ONE DIGITAL ASSET, WHEREAS THE HYPOTHETICAL SIMULATED PERFORMANCE RESULTS ARE INTENDED TO SHOW HYPOTHETICAL PERFORMANCE OF AN INVESTMENT MULTIPLE DIGITAL ASSETS. IN ADDITION, THE GENERAL MARKET DATA USED IN THE HYPOTHETICAL SIMULATED PERFORMANCE RESULTS DO NOT REFLECT ACTUAL TRADING ACTIVITY AND COULD NOT BE REPLICATED BY A PRODUCT IN ITS ACTUAL TRANSACTIONS. If actual trading activity was executed at levels that differed significantly from the general market data used in the hypothetical simulated performance, the actual returns achieved would have varied considerably from the results of the hypothetical simulated performances and could have been substantially lower and could result in significant losses.

IN ADDITION, THE HYPOTHETICAL SIMULATED PERFORMANCE RESULTS DO NOT ASSUME ANY GAINS OR LOSSES FROM TRADING AND THEREFORE DO NOT REFLECT THE POTENTIAL LOSSES, COSTS AND RISKS POSED BY TRADING AND HOLDING ACTUAL ASSETS.

The hypothetical simulated performance results do not reflect the impact the market conditions may have had upon a Product were it in existence during the historical period selected. The hypothetical simulated performance results do not reflect any fees incurred by a Product. If such amounts had been included in the hypothetical simulated performance, the results would have been lowered.

AS A RESULT OF THESE AND OTHER DIFFERENCES, THE ACTUAL RETURNS OF A PRODUCT MAY BE HIGHER OR LOWER THAN THE RETURNS SET FORTH IN THE HYPOTHETICAL SIMULATED PERFORMANCE RESULTS, WHICH ARE HYPOTHETICAL AND MAY NEVER BE ACHIEVED. Reasons for a deviation may also include, but are by no means limited to, changes in regulatory and/or tax law, generally unfavorable market conditions and the Risk Factors set forth below.

[PLEASE REVIEW IMPORTANT DISCLOSURES & OTHER INFORMATION AT THE END OF THIS REPORT.](#)



Certain Risk Factors

Each Product is a private, unregistered investment vehicle and not subject to the same regulatory requirements as exchange traded funds or mutual funds, including the requirement to provide certain periodic and standardized pricing and valuation information to investors. There are substantial risks in investing in a Product or in digital assets directly, including but not limited to:

- **PRICE VOLATILITY**
Digital assets have historically experienced significant intraday and long-term price swings. In addition, none of the Products currently operates a redemption program and may halt creations from time to time or, in the case of Grayscale Bitcoin Trust (BTC), periodically. There can be no assurance that the value of the common units of fractional undivided beneficial interest (“Shares”) of any Product will approximate the value of the digital assets held by such Product and such Shares may trade at a substantial premium over or discount to the value of the digital assets held by such Product. At this time, none of the Products is operating a redemption program and therefore Shares are not redeemable by any Product. Subject to receipt of regulatory approval from the SEC and approval by Grayscale, in its sole discretion, any Product may in the future operate a redemption program. Because none of the Products believes that the SEC would, at this time, entertain an application for the waiver of rules needed in order to operate an ongoing redemption program, none of the Products currently has any intention of seeking regulatory approval from the SEC to operate an ongoing redemption program.
- **MARKET ADOPTION**
It is possible that digital assets generally or any digital asset in particular will never be broadly adopted by either the retail or commercial marketplace, in which case, one or more digital assets may lose most, if not all, of its value.
- **GOVERNMENT REGULATION**
The regulatory framework of digital assets remains unclear and application of existing regulations and/or future restrictions by federal and state authorities may have a significant impact on the value of digital assets
- **SECURITY**
While each Product has implemented security measures for the safe storage of its digital assets, there have been significant incidents of digital asset theft and digital assets remains a potential target for hackers. Digital assets that are lost or stolen cannot be replaced, as transactions are irrevocable
- **TAX TREATMENT OF VIRTUAL CURRENCY**
For U.S. federal income tax purposes, Digital Large Cap Fund will be a passive foreign investment company (a “PFIC”) and, in certain circumstances, may be a controlled foreign corporation (a “CFC”). Digital Large Cap Fund will make available a PFIC Annual Information Statement that will include information required to permit each eligible shareholder to make a “qualified electing fund” election (a “QEF Election”) with respect to Digital Large Cap Fund. Each of the other Products intends to take the position that it is a grantor trust for U.S. federal income tax purposes. Assuming that a Product is properly treated as a grantor trust, Shareholders of that Product generally will be treated as if they directly owned their respective pro rata shares of the underlying assets held in the Product, directly received their respective pro rata shares of the Product’s income and directly incurred their respective pro rata shares of the Product’s expenses. Most state and local tax authorities follow U.S. income tax rules in this regard. Prospective investors should discuss the tax consequences of an investment in a Product with their tax advisors.
- **NO SHAREHOLDER CONTROL**
Grayscale, as sponsor of each Trust and the manager of the Fund, has total authority over the Trusts and the Fund and shareholders’ rights are extremely limited.
- **LACK OF LIQUIDITY AND TRANSFER RESTRICTIONS**
An investment in a Product will be illiquid and there will be significant restrictions on transferring interests in such Product. The Products are not registered with the SEC, any state securities laws, or the U.S. Investment Company Act of 1940, as amended, and the Shares of each Product are being offered in a private placement pursuant to Rule 506(c)





under Regulation D of the Securities Act of 1933, as amended (the “Securities Act”). As a result, the Shares of each Product are restricted Shares and are subject to a one-year holding period in accordance with Rule 144 under the Securities Act. In addition, none of the Products currently operates a redemption program. Because of the one-year holding period and the lack of an ongoing redemption program, Shares should not be purchased by any investor who is not willing and able to bear the risk of investment and lack of liquidity for at least one year. No assurances are given that after the one year holding period, there will be any market for the resale of Shares of any Product, or, if there is such a market, as to the price at such Shares may be sold into such a market.

- **POTENTIAL RELIANCE ON THIRD-PARTY MANAGEMENT; CONFLICTS OF INTEREST**
The Products and their sponsors or managers and advisors may rely on the trading expertise and experience of third-party sponsors, managers or advisors, the identity of which may not be fully disclosed to investors. The Products and their sponsors or managers and advisors and agents may be subject to various conflicts of interest.
- **FEES AND EXPENSES**
Each Product’s fees and expenses (which may be substantial regardless of any returns on investment) will offset each Product’s trading profits.

Additional General Disclosures

Investors must have the financial ability, sophistication/experience and willingness to bear the risks of an investment. This document is intended for those with an in-depth understanding of the high risk nature of investments in digital assets and these investments may not be suitable for you. This document may not be distributed in either excerpts or in its entirety beyond its intended audience and the Products and Grayscale will not be held responsible if this document is used or is distributed beyond its initial recipient or if it is used for any unintended purpose.

The Products and Grayscale do not: make recommendations to purchase or sell specific securities; provide investment advisory services; or conduct a general retail business. None of the Products or Grayscale, its affiliates, nor any of its directors, officers, employees or agents shall have any liability, howsoever arising, for any error or incompleteness of fact or opinion in it or lack of care in its preparation or publication, provided that this shall not exclude liability to the extent that this is impermissible under applicable securities laws.

The logos, graphics, icons, trademarks, service marks and headers for each Product and Grayscale appearing herein are service marks, trademarks (whether registered or not) and/or trade dress of Grayscale Investments, LLC. (the “Marks”). All other trademarks, company names, logos, service marks and/or trade dress mentioned, displayed, cited or otherwise indicated herein (“Third Party Marks”) are the sole property of their respective owners. The Marks or the Third Party Marks may not be copied, downloaded, displayed, used as metatags, misused, or otherwise exploited in any manner without the prior express written permission of the relevant Product and Grayscale or the owner of such Third Party Mark.

The above summary is not a complete list of the risks and other important disclosures involved in investing in any Product or digital assets and is subject to the more complete disclosures contained in each Product’s Offering Documents, which must be reviewed carefully.



